



CONTACT: phone: (909) 632-2300
toll free: (800) 872-3267
fax: (909) 632-2370
toll free fax: (800) 232-7329
information@markkar.com
www.markkar.com

MARKKAR

GENERAL INFORMATION

Markar General Warranty 63
 Terms and Conditions 64
 Hinge Finishes 66
 Hinge Numbering System and Standard Lengths 68
 Continuous Hinge Modifications 70
 Continuous Hinge and Edge Guard Modifications 71

PRODUCTS – HINGES AND RELATED HARDWARE

3500 Series Stainless Steel Pin and Barrel Security Hinges

FM-3500 – Edge Mount Security Hinge 72
 FS-3501 – Full Surface Security Hinge 1/8" Inset 72
 FS-3502 – Full Surface Security Hinge 72
 HG-3505 – Hinge Guard Security Hinge 72

300 Series Stainless Steel Pin and Barrel Hinges

FM-300 – Edge Mount 73
 FM-300WT – Edge Mount Wide Throw 73
 FS-301 – Full Surface 1/8" Inset 73
 FS-302 – Full Surface Flush Mount 73
 HS-303 – Half Surface 73
 HM-304 – Half Mortise 74
 HG-305 – Hinge/Guard 74
 HG-306 – Hinge/Guard 74
 EG-308 – Edge Guard 74
 EG-C-308 – Edge Guard 74
 EG-T-308 – Edge Guard 75
 FS/SC-309 – Full Surface Swing Clear 75
 HG-310 – Swing Clear Hinge/Guard 75
 HG-311 – Swing Clear Hinge/Guard 75
 HG-315 – Edge Mount Hinge/Guard 75
 FS-321 – Full Surface 3/4" Offset 76
 HG-322 – Edge Mount Hinge/Guard 76
 HG-323 – Edge Mount Hinge/Guard 76
 HG-326 – Swing Clear Hinge/Guard 76
 FM-327 – Edge Mount Safety Hinge 77

200 Series Carbon Steel Pin and Barrel Hinges

FM-200 – Edge Mount 78
 FS-201 – Full Surface 1/8" Inset 78
 FS-202 – Full Surface Flush Mount 78
 HS-203 – Half Surface 78
 HM-204 – Half Mortise 78

100 Series Aluminum Pin and Barrel Continuous Hinges

FM-100 – Edge Mount 79
 FS-101 – Full Surface 1/8" Inset 79
 FS-102 – Full Surface 79
 HS-103 – Half Surface 79
 HM-104 – Half Mortise 79
 HG-105 – Hinge/Guard 80
 EG-108 – Edge Guard 80

1100 Series Aluminum Pin and Barrel Continuous Hinges

FM-1100 – Edge Mount Self Aligning 81
 FM-1111 – Edge Mount Self Aligning 81

400 Series Aluminum Pin and Barrel Spring-Loaded Toilet Partition Hinges

FS-402-TP – Flush Spring Loaded 81

900 Series Stainless Steel Pin and Barrel Spring-Loaded Toilet Partition Hinges

FS-902-TP – Flush Spring Loaded 82

Continuous Hinge Shims

CHS-1 82
 CHS-2 82

Installation Assemblies and Accessories

MP-810 – Snap-on Cover 83
 MP-506 – Snap-on Cover 83
 MP-606 – Cover Clip 83

MARKAR

Tools and Accessories

MT-T-20 84

MT-T-27 84

MT-T-15 84

MT-AD – Hex Driver Bit. 84

MP-36 – Knurl Pin Replacement. 84

MT-806 – Center Punch 84

MTSP100 – Right Angle Skewdriver 84

MT-R-2 – Installer Rod 84

MT-R-3 – Installer Rod 84

MT-1956 – Molly Jack Nut Installer. 84

MP-AB – Angle Board 84

MP-UBOX – Hinge Carton 84

Screw Pack Pricing 85

Bulk Fastener Pricing

MP Series 86

Flat Astragals

FA Series. 90

Z Astragals

Z Series. 91

Edge Guards and Astragals

General Specifications 92
Application Diagrams 93
87EE 94
87AE 94
87AO 94
90EE 94
90AE 94
90AO 94
93EE 94
93AE 94
93AO 94
95EA 94
95AO 94
96TB 94
1-3/4" Door Edge Guard and Handing Diagrams 95

ORDER FORMS

Edge Guard Order Form 96
Dutch Door Order Form 97

MARKAR GENERAL WARRANTY**LIMITED WARRANTY**

Adams Rite Manufacturing Co. guarantees its products to be free from defects in materials and workmanship for a period as stated for each product line. Our liability, expressed or implied, shall be limited to replacement of goods proven defective. No claims will be allowed for damages incurred or work done thereon.

The limited warranty specifically excludes damage arising from abuse, misuse, modification, incorrect installation or adjustment, deterioration of finish due to improper handling or improper placement or protection of product prior to or after installation in excess of normal weathering or usage, and all other circumstances beyond the control of Adams Rite Manufacturing Co.

This limited warranty is in lieu of all other warranties expressed or implied, and excludes any warranty of fitness or merchantability. No agent, representative dealer or employee of Markar Architectural Products, Inc. has the authority to increase or alter the terms and conditions of this limited warranty.

Return Material Authorizations (RMAs) will be closed if the goods are not received within 30 days of issuance.

CONTINUOUS HINGE AND PIVOT LIMITED WARRANTY

Adams Rite Manufacturing Co. guarantees its products to be free from defects in materials and workmanship for a period of 10 years. Hinges with medical bearings are guaranteed for 25 years.

EDGE GUARD AND ASTRAGAL LIMITED WARRANTY

Adams Rite Manufacturing Co. guarantees its products to be free from defects in materials and workmanship for a period of 1 year.

MARKAR TERMS AND CONDITIONS

- Invoices** Please call within 15 days of receipt of shipment to resolve any invoicing discrepancies.
- Returned Goods** Defects or errors for which we are responsible will be corrected promptly. Defective merchandise will be credited or replaced in accordance with our LIMITED WARRANTY upon inspection by Adams Rite Manufacturing Co. Written authorization must be obtained from the factory and the goods returned to us prepaid. Merchandise that can be restocked for resale may be returned subject to a minimum 35% restocking charge if returned within 90 days of receipt. Merchandise returned 90-120 days from receipt is subject to a 50% restocking charge. No credit is allowed on items held longer than 120 days.
- Markar Architectural Products, Inc. shall not be liable for loss or damage resulting from delay or inability to deliver goods due to circumstances beyond our control (e.g., labor actions, fire, flood, storms, etc.)
- Return Material Authorizations (RMAs) will be closed if the goods are not received within 30 days of issuance.
- Cancellation Policy** Orders that require modifications and special materials or are non-stock items are subject to cancellation charges based on manufacturing and material expenses incurred.
- Freight Policy** All shipments are F.O.B. Pomona, California. Parts and accessories not shipping with hinges are subject to a shipping and handling charge.
- Shop Drawings** The fee for shop drawings is \$150.00 per standard opening. This fee will be credited at the time the job becomes an order and is approved for fabrication.

- Detail** No order is entered into production until all details including both standard and custom hinges have been received and approved.
- Policy on Changes** After shop drawings have been approved and production begins, there will be a charge for any changes to that hinge(s) of a minimum \$60.00 up to the entire cost of the hinge(s).
- Proposed Ship Date** These dates are subject to change. Failure to provide all pertinent information within 48 hours of submitting purchase order will cause a delay in processing the order.
- Other** This price list supersedes all previous price lists. Prices are subject to change without notice.

STANDARD POWDER COAT FINISHES

\$ 136.00/hinge-no minimum quantity, up to 8'.

\$ 271.00/hinge for lengths over 8', up to 10'.

Over 10' consult factory.

BHMA	Nearest Markar Equivalent	Description
690	MP-PC-1	Dark Bronze
714	MP-PC-2	Eggshell White
693	MP-PC-3	Semi-Gloss Black
689	MP-PC-4	Aluminum
706	MP-PC-5	Sun Gold
691	MP-PC-6	Light Copper
605	MP-PC-7	Polished Brass – refer to pricing below

MP-PC-7 Polished Brass.

100 and 300 series only.

\$236.00/hinge.

\$371.00/hinge lengths over 8', up to 10'.

CUSTOM POWDER COAT FINISHES

Over 84 colors available.

Sample color chip must accompany order.

Priced at time of order

SPECIAL FINISHES

BHMA	Nearest US Equivalent	Description	Up to 8'	8' to 10'
672	US26	Polished Aluminum	\$ 390.00/hinge	\$ 489.00/hinge
629	US32	Polished Stainless	\$ 390.00/hinge	\$ 489.00/hinge

Kynar Paint With Color Approval, consult Factory.

Over 10' consult factory.

U.S. STANDARD & B.H.M.A. FINISH CODES REFERENCE LIST

BHMA	Nearest US Equivalent	Description
310	US3	gold anodized
311	US9	light bronze anodized
312		medium bronze anodized
313	US20A	dark bronze anodized
315	US19	black anodized
600	USP	primed for paint
603	US2G	zinc plated
628	US28	clear anodized
629	US32	bright stainless steel
630	US32D	satin stainless steel
672	US26	bright polished aluminum
689	US28	aluminum paint
690	US20A	dark bronze paint
691	US10	light bronze paint
693	US19	black paint
706	US4	gold paint
714		white paint

SPECIAL ANODIZED FINISHES

BHMA	Nearest US Equivalent	Description
310	US3	gold anodized
311	US9	light bronze anodized
312		medium bronze anodized
315	US19	black anodized

Add \$ 71.40/hinge to US20A (bronze) price.

\$ 191.00 setup charge for less than 10 hinges.

Order code: **FS 3501**
Prefix Series Model

HINGE PREFIXES

EG	Edge Guard
FM	Edge Mount
FS	Full Surface
HG	Hinge/Guard
HM	Half Mortise
HS	Half Surface
SC	Swing Clear

HINGE SERIES

100	Aluminum barrel hinges with stainless steel pin
200	Carbon steel barrel hinges with stainless steel pin
300	Stainless steel barrel hinges with stainless steel pin
400	Spring loaded aluminum toilet partition hinges
900	Spring loaded stainless steel toilet partition hinges
1100	Aluminum barrel hinges with stainless steel pin
3500	12 gauge stainless steel pin and barrel security hinges

Series number indicates the type of hinge and base material used.

HINGE MODELS

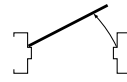
00	Edge mount (formerly full mortise)
01	Full surface 1/8" offset
02	Full surface, flush
03	Half surface, 1/8" offset
04	Half mortise, 1/8" offset
05	Edge mount hinge/guard
06	Half mortise hinge/guard
07	Double hinge/guard
08	Edge guard
09	Full surface, swing clear
10	Swing clear hinge/guard
11	Edge mount, self aligning

The last two digits of the model number indicate the application.
Other numbers are used for specific applications.

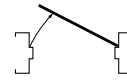
OPTION SUFFIXES

AMS	Adjustable Monitoring Switch
CE	Concealed Current Transfer
CTP	Current Transfer Preparation
DD	Dutch Door
EL	ElectroLYNX™ Current Transfer
ETAP	Electrical Transfer Access Prep
EPT	Electrical Power Transfer
ES	Exposed Monitoring Switch
HT	Hospital Tip
LL	Lead Lined
MB	Medical Bearings
PC	Powder Coated
RB	Raised Barrel
WT	Wide Throw

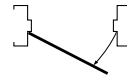
SPECIFY HANDING ON ALL CUSTOM HINGE LENGTHS



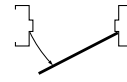
LEFT HAND



RIGHT HAND



**LEFT HAND
REVERSE**



**RIGHT HAND
REVERSE**

STANDARD HINGE LENGTH CONVERSION CHART

Door Opening	Actual Length
6'8"	78.75"
7'0"	83.125"
7'2"	85.00"
8'0"	95.00"
10'0"	118.75"

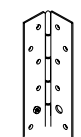
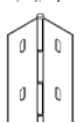
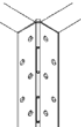
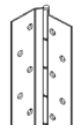
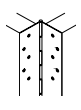
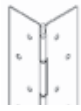
Custom hinge length will be evaluated at the time of request to ensure proper pin to knuckle alignment. Some custom length requests may be adjusted to ensure a proper hinge assembly.

CUSTOM DESIGN

Markar's engineering department will be willing to assist you in developing custom applications to solve any of your unique door hinging problems. Together with the customer, we will go through an official sign-off process to assure custom hinges fit your exact needs.

There will be a custom drawing approval fee of \$150.00 per opening. A credit for this fee is issued after approval for fabrication and placement of purchase order.

CONTINUOUS HINGE MODIFICATIONS

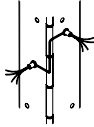




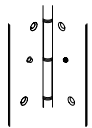
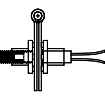
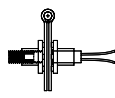




Hinge Suffix	Description	Addition to hinge cost
HT	Hospital Tip Ligature resistant. Available on all models except spring-loaded toilet partition hinges.	+\$ 62.00
DD	Dutch Door Prep Continuous frame leaf with two-piece door leaf. Indicate handing, clearances, door and frame heights, and materials when ordering. Available on all models.	+\$ 62.00
WT	Wide Throw — FM300WT Specify distance from pin centerline to heel edge of hinge when ordering. Note: Reinforcement may be required on extreme wide throw applications. Please contact our Customer Satisfaction or Technical Support groups at (800) 872-3267.	Page 73 for pricing
RB	Raised Barrel (Swaged) For cased open or center pivot doors. Required on models FS-201, FS-202, FS-301, and FS-302 in order to open 180°. Available on all edge mount and half surface models except on aluminum hinges.	+\$ 52.00
MB	Medical Bearing (Available on 300 Series) Specially designed for hospitals and other high frequency openings.	+\$ 29.00
LL	Lead Lined Cover <i>Used for X-ray room doors and other locations where radiation leakage could be a problem.</i> <i>Only available on surface mounted hinges.</i> <i>Lead lined astragal for EGT + \$ 171/astragal.</i>	+\$ 75.50
	Sheared Leaf Used for narrow door thickness', unevenly rabbeted frames or other special application. Specify distance from pin centerline to heel edge of hinge when ordering. For steel and stainless steel hinges only.	+\$ 71.00
	Custom Hole Pattern Any hole shape or pattern other than Markar's standard templated hole pattern. Indicate desired pattern and include dimensioned diagrams when ordering.	+\$ 100.00
	Security Studs Stainless steel security studs mounted to the frame leaf. Door leaf is drilled to accommodate studs. Three studs installed on hinges up to 7'2", four studs installed on hinges over 7'2". Door and frame must be specially prepared to accommodate security studs.	+\$ 104.00
	Automatic Door Bottom Cut	+\$ 51.00
	Welded End Pins	+\$ 68.00
	Plug Weld	+\$ 50.00
	Blank Hinges Holes omitted for special applications such as welded installations.	+\$ 86.00

Cut to Length

- For hinges 40" to 83-1/8" in length, add \$49.00 to 7'0" price.
- For hinges 83-3/16" to 95" in length, add \$49.00 to 8'0" price.
- For hinges 95-1/16" to 118-3/4" in length, add \$49.00 to 10'0" price.
- For hinges 118-13/16" to 192" in length (spliced), add \$104.00 to double the 8'0" price.
- For edgeguards add \$25.00.

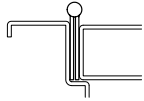
CONTINUOUS HINGE AND EDGE GUARD MODIFICATIONS

Product Number	Description	Addition to hinge cost	
	CE	Concealed Current Transfer	
	CE-4	For 100 Series (Quantity 4) 28 gauge wires.	+\$ 354.00
	CE-8	For 100 Series (Quantity 8) 28 gauge wires.	+\$ 503.00
<p>Note: Available for all edge mount models. Please consult factory for all other applications. If not specified, concealed current transfer prep will be placed in our standard location.</p>			
	CE	Concealed Current Transfer	
	CE-4D	For 300, 3500, and 200 series edge mount only (Quantity 4) 28 gauge wires.	+\$ 354.00
	CE-8D	For 300, 3500, and 200 series edge mount only (Quantity 8) 28 gauge wires.	+\$ 503.00
<p>Note: Not available on raised barrel applications. If not specified, concealed current transfer prep will be placed in our standard location.</p>			
	EL	ElectroLYNX™ Current Transfer	
	EL-4	For 300, 3500, and 200 series edge mount only. 28 gauge wires – with ElectroLYNX™ connectors (4 wire).	+\$ 434.00
	EL-8	For 300, 3500, and 200 series edge mount only. 28 gauge wires – with ElectroLYNX™ connectors (8 wire).	+\$ 579.00
	EL-12	For 300, 3500, and 200 series edge mount only. 28 gauge wires – with ElectroLYNX™ connectors (12 wire).	+\$ 695.00
<p>Note: Not available on raised barrel applications.</p>			
	ETAP	Electrical Transfer Access Prep	
		Cutout prep for the CE, AMS, CT, and ES. Modifications that allow easy one person access to wiring between the hinge and door frame.	+\$ 130.00
	CTP	Current Transfer Prep	
		Centerline of hinge is in standard location. Hinge leaf cutout to accommodate Markar's AR-EPT or Von Duprin's Electric Power Transfer. Please provide location and handing for all locations. Please add \$ 92.00 to the cost of the hinge for all swing clear models.	+\$ 74.00
	EPT	Electric Power Transfer	
	AR-EPT-4612-1	Allows 105° swing.	+\$ 146.00
	AR-EPT-4612-2	Allows 180° swing for mortise.	+\$ 190.00
	4612-1-SC	Allows 90° swing clear for mortise.	+\$ 254.00
<p>Note: CTP prep charge is additional.</p>			
	ES	Exposed Monitoring Switch	
		Available in 100, 200, 300, and 3500 series hinges with the prefixes of HG, FM, HS, and HM. Comes with three 28 gauge wires.	+\$ 186.00
	AMS	Adjustable Monitoring Switch	
		Rigid welded assembly gives you the ability to adjust your monitoring switch to work with all applications. Not available on aluminum hinges or powder coat finishes.	+\$ 354.00
		Standard Edge Guard Cutouts	
		4-7/8" ASA strike, manual flush bolt, 161 latch, automatic flush bolt, 86 mortise, 161 strike. For custom cutouts, consult factory for pricing. Templates may be required.	+\$ 37.00
		Security Fastener	
		Torx head security fasteners are available in lieu of standard fasteners.	+\$ 47.00

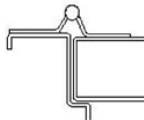
3500 SERIES STAINLESS STEEL PIN AND BARREL SECURITY HINGES

SS Bearings

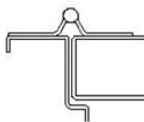
To replace all nylon bearings throughout the entire length of hinge. +\$ 43.90



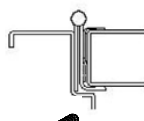
Product Number	Description	Standard Finish	Length	Suggested List Price
FM-3500	Edge Mount Security Hinge	Satin Stainless Steel	6'8" (78.75")	\$ 665.00
		Satin Stainless Steel	7'0" (83.125")	\$ 665.00
Standard Screw Pack (one per hinge up to 112") M91-0011-630		Satin Stainless Steel	7'2" (85.00")	\$ 785.00
Security Screw Pack (Optional) M91-0051-630		Satin Stainless Steel	8'0" (95.00")	\$ 784.00
		Satin Stainless Steel	10'0" (118.75")	\$ 954.00



FS-3501	Full Surface Security Hinge 1/8" Inset	Satin Stainless Steel	6'8" (78.75")	\$ 785.00
		Satin Stainless Steel	7'0" (83.125")	\$ 785.00
Standard Screw Pack (one per hinge up to 112") M91-0011-630		Satin Stainless Steel	7'2" (85.00")	\$ 838.00
Security Screw Pack (Optional) M91-0051-630		Satin Stainless Steel	8'0" (95.00")	\$ 838.00
		Satin Stainless Steel	10'0" (118.75")	\$ 1,053.00




FS-3502	Full Surface Security Hinge	Satin Stainless Steel	6'8" (78.75")	\$ 785.00
		Satin Stainless Steel	7'0" (83.125")	\$ 785.00
Standard Screw Pack (one per hinge up to 112") M91-0011-630		Satin Stainless Steel	7'2" (85.00")	\$ 838.00
Security Screw Pack (Optional) M91-0051-630		Satin Stainless Steel	8'0" (95.00")	\$ 838.00
		Satin Stainless Steel	10'0" (118.75")	\$ 1,053.00



HG-3505	Hinge Guard Security Hinge	Satin Stainless Steel	6'8" (78.75")	\$ 874.00
		Satin Stainless Steel	7'0" (83.125")	\$ 874.00
Standard Screw Pack (one per hinge up to 112") M91-0072-630, M91-0011-630		Satin Stainless Steel	7'2" (85.00")	\$ 991.00
Security Screw Pack (Optional) M91-0051-630		Satin Stainless Steel	8'0" (95.00")	\$ 991.00
		Satin Stainless Steel	10'0" (118.75")	\$ 1,174.00

 Standard

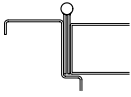
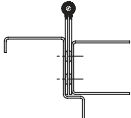
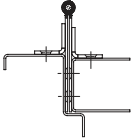
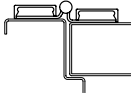
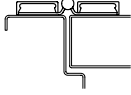
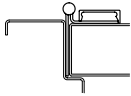
- All hinges come with UL fire rated label as standard.
- Please specify standard Phillips head screw pack or Torx with security pin (MP-39) when ordering.
- Meets ASTM F-1450A Abuse Test.
- FM 3500 can be used on 2" door.
- Hospital Tip is a standard feature at no additional charge.
- Security Fasteners – refer to page 71.
- Adjusta-Screw option is available for applicable models as shown. 
- See page 85 for Screw Pack Pricing.



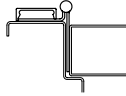
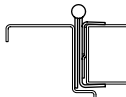

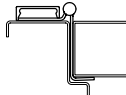
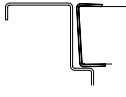

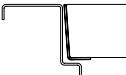
ALSO CLASSIFIED IN ACCORDANCE WITH UBC CODE STANDARD 7-2 FIRE TEST OF DOOR ASSEMBLIES FOR POSITIVE PRESSURE



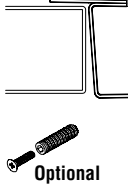
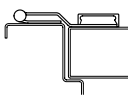
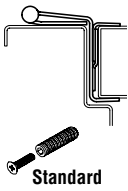
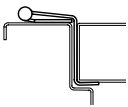
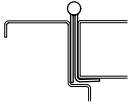
300 SERIES STAINLESS STEEL PIN AND BARREL HINGES

	Product Number	Description	Standard Finish	Length	Suggested List Price				
	FM-300	Edge Mount Pin and Barrel Hinge	Satin Stainless Steel	6'8" (78.75")	\$ 400.00				
			Satin Stainless Steel	7'0" (83.125")	\$ 400.00				
	Standard Screw Pack (two per hinge up to 112") M91-0026-630		Satin Stainless Steel	7'2" (85.00")	\$ 464.00				
	Security Screw Pack (Optional) M91-0031-630		Satin Stainless Steel	8'0" (95.00")	\$ 464.00				
			Satin Stainless Steel	10'0" (118.75")	\$ 665.00				
	FM-300WT-10	Edge Mount — Wide Throw Pin and Barrel Hinge 2" Clearance	Satin Stainless Steel	6'8" (78.75")	\$ 572.00				
			Satin Stainless Steel	7'0" (83.125")	\$ 572.00				
			Satin Stainless Steel	7'2" (85.00")	\$ 652.00				
			Satin Stainless Steel	8'0" (95.00")	\$ 652.00				
			Satin Stainless Steel	10'0" (118.75")	\$ 809.00				
	FM-300WT-20	2-1/2" Clearance			add \$ 447.00				
			FM-300WT-30	3-3/16" Clearance			add \$ 447.00		
					FM-300WT-40	3-7/8" Clearance			add \$ 700.00
							FM-300WT-50	4-9/16" Clearance	
					Standard Screw Pack (two per hinge up to 112") M91-0026-630				
Security Screw Pack (Optional) M91-0031-630									
<i>Consult factory for doors over 1-3/4" thick.</i>									
	FS-301	Full Surface 1/8" Inset Pin and Barrel Hinge	Satin Stainless Steel	6'8" (78.75")	\$ 556.00				
			Satin Stainless Steel	7'0" (83.125")	\$ 556.00				
	Standard Screw Pack (two per hinge up to 112") M91-0003-630		Satin Stainless Steel	7'2" (85.00")	\$ 642.00				
	Security Screw Pack (Optional) M91-0063-630		Satin Stainless Steel	8'0" (95.00")	\$ 642.00				
			Satin Stainless Steel	10'0" (118.75")	\$ 928.00				
	FS-302	Full Surface Flush Mount Pin and Barrel Hinge	Satin Stainless Steel	6'8" (78.75")	\$ 556.00				
			Satin Stainless Steel	7'0" (83.125")	\$ 556.00				
	Standard Screw Pack (two per hinge up to 112") M91-0003-630		Satin Stainless Steel	7'2" (85.00")	\$ 642.00				
	Security Screw Pack (Optional) M91-0063-630		Satin Stainless Steel	8'0" (95.00")	\$ 642.00				
			Satin Stainless Steel	10'0" (118.75")	\$ 928.00				
	HS-303	Half Surface Pin and Barrel Hinge	Satin Stainless Steel	6'8" (78.75")	\$ 496.00				
			Satin Stainless Steel	7'0" (83.125")	\$ 496.00				
	Standard Screw Pack (one per hinge up to 112") M91-0003-630, M91-0026-630		Satin Stainless Steel	7'2" (85.00")	\$ 582.00				
	Security Screw Pack (Optional) M91-0031-630, M91-0063-630		Satin Stainless Steel	8'0" (95.00")	\$ 582.00				
			Satin Stainless Steel	10'0" (118.75")	\$ 749.00				

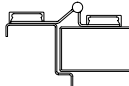
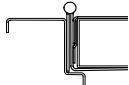

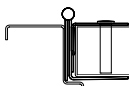
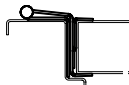

300 SERIES STAINLESS STEEL PIN AND BARREL HINGES

	Product Number	Description	Standard Finish	Length	Suggested List Price		
	HM-304	Half Mortise Pin and Barrel Hinge	Satin Stainless Steel	6'8" (78.75")	\$ 496.00		
			Satin Stainless Steel	7'0" (83.125")	\$ 496.00		
			Standard Screw Pack (one per hinge up to 112") M91-0003-630, M91-0026-630		Satin Stainless Steel	7'2" (85.00")	\$ 582.00
			Security Screw Pack (Optional) M91-0031-630, M91-0063-630		Satin Stainless Steel	8'0" (95.00")	\$ 582.00
			Satin Stainless Steel	10'0" (118.75")	\$ 749.00		
  Standard	HG-305	Hinge/Guard Pin and Barrel Hinge	Satin Stainless Steel	6'8" (78.75")	\$ 505.00		
			Satin Stainless Steel	7'0" (83.125")	\$ 505.00		
			Standard Screw Pack (one per hinge up to 112") M91-0026-630, M91-0002-630		Satin Stainless Steel	7'2" (85.00")	\$ 578.00
			Security Screw Pack (Optional) M91-0031-630, M91-0032-630		Satin Stainless Steel	8'0" (95.00")	\$ 578.00
			Satin Stainless Steel	10'0" (118.75")	\$ 845.00		
	HG-306	Hinge/Guard Pin and Barrel Hinge	Satin Stainless Steel	6'8" (78.75")	\$ 517.00		
			Satin Stainless Steel	7'0" (83.125")	\$ 517.00		
			Standard Screw Pack (one per hinge up to 112") M91-0026-630, M91-0003-630		Satin Stainless Steel	7'2" (85.00")	\$ 606.00
			Security Screw Pack (Optional) M91-0031-630, M91-0063-630		Satin Stainless Steel	8'0" (95.00")	\$ 606.00
			Satin Stainless Steel	10'0" (118.75")	\$ 765.00		
  Optional	EG-308	Edge Guard *Use attached order form on page 96.	Satin Stainless Steel	6'8" (78.75")	\$ 220.00		
			Satin Stainless Steel	7'0" (83.125")	\$ 220.00		
			Standard Screw Pack (one per EG up to 112") M91-0020-630		Satin Stainless Steel	7'2" (85.00")	\$ 245.00
			Adjustable Screw Pack (Optional) M91-0005-630		Satin Stainless Steel	8'0" (95.00")	\$ 245.00
			Security Screw Pack (Optional) M91-0070-630		Satin Stainless Steel	10'0" (118.75")	\$ 317.00
Standard for beveled edge doors							
	EG-C-308	Edge Guard *Use attached order form on page 96.	Satin Stainless Steel	6'8" (78.75")	\$ 188.00		
			Satin Stainless Steel	7'0" (83.125")	\$ 188.00		
			Standard Screw Pack (one per EG up to 112") M91-0020-630		Satin Stainless Steel	7'2" (85.00")	\$ 212.00
			Security Screw Pack (Optional) M91-0070-630		Satin Stainless Steel	8'0" (95.00")	\$ 212.00
					Satin Stainless Steel	10'0" (118.75")	\$ 274.00
Standard for beveled edge doors							

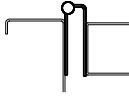
300 SERIES STAINLESS STEEL PIN AND BARREL HINGES

	Product Number	Description	Standard Finish	Length	Suggested List Price
 <p>Optional</p>	EG-T-308	Edge Guard *Use attached order form on page 96.	Satin Stainless Steel	6'8" (78.75")	\$ 258.00
			Satin Stainless Steel	7'0" (83.125")	\$ 258.00
	Standard Screw Pack (one per EG up to 112") M91-0020-630		Satin Stainless Steel	7'2" (85.00")	\$ 302.00
	Adjustable Screw Pack (Optional) M91-0005-630		Satin Stainless Steel	8'0" (95.00")	\$ 302.00
	Security Screw Pack (Optional) M91-0070-630		Satin Stainless Steel	10'0" (118.75")	\$ 385.00
	<hr/>				
	FS/SC-309	Full Surface Swing Clear Pin and Barrel Hinge	Satin Stainless Steel	6'8" (78.75")	\$ 603.00
			Satin Stainless Steel	7'0" (83.125")	\$ 603.00
	Standard Screw Pack (one per hinge up to 112") M91-0003-630, M91-0026-630		Satin Stainless Steel	7'2" (85.00")	\$ 698.00
	Security Screw Pack (Optional) M91-0031-630, M91-0063-630		Satin Stainless Steel	8'0" (95.00")	\$ 698.00
			Satin Stainless Steel	10'0" (118.75")	\$ 869.00
	<hr/>				
 <p>Standard</p>	HG-310	Swing Clear Hinge/Guard Pin and Barrel Hinge	Satin Stainless Steel	6'8" (78.75")	\$ 671.00
			Satin Stainless Steel	7'0" (83.125")	\$ 671.00
	Standard Screw Pack (one per hinge up to 112") M91-0026-630, M91-0002-630		Satin Stainless Steel	7'2" (85.00")	\$ 763.00
	Security Screw Pack (Optional) M91-0031-630, M91-0032-630		Satin Stainless Steel	8'0" (95.00")	\$ 763.00
			Satin Stainless Steel	10'0" (118.75")	\$ 980.00
	<hr/>				
	HG-311	Swing Clear Hinge/Guard Pin and Barrel Hinge	Satin Stainless Steel	6'8" (78.75")	\$ 519.00
			Satin Stainless Steel	7'0" (83.125")	\$ 519.00
	Standard Screw Pack (two per hinge up to 112") M91-0026-630		Satin Stainless Steel	7'2" (85.00")	\$ 594.00
	Security Screw Pack (Optional) M91-0031-630		Satin Stainless Steel	8'0" (95.00")	\$ 594.00
			Satin Stainless Steel	10'0" (118.75")	\$ 760.00
	<hr/>				
	HG-315	Edge Mount Hinge/Guard Pin and Barrel Hinge	Satin Stainless Steel	6'8" (78.75")	\$ 490.00
			Satin Stainless Steel	7'0" (83.125")	\$ 490.00
	Standard Screw Pack (two per hinge up to 112") M91-0026-630		Satin Stainless Steel	7'2" (85.00")	\$ 555.00
	Security Screw Pack (Optional) M91-0031-630		Satin Stainless Steel	8'0" (95.00")	\$ 555.00
			Satin Stainless Steel	10'0" (118.75")	\$ 820.00

300 SERIES STAINLESS STEEL PIN AND BARREL HINGES

	Product Number	Description	Standard Finish	Length	Suggested List Price		
	FS-321	Full Surface 3/4" Offset Pin and Barrel Hinge	Satin Stainless Steel	6'8" (78.75")	\$ 658.00		
			Satin Stainless Steel	7'0" (83.125")	\$ 658.00		
			Standard Screw Pack (two per hinge up to 112") M91-0003-630		Satin Stainless Steel	7'2" (85.00")	\$ 752.00
			Security Screw Pack (Optional) M91-0063-630		Satin Stainless Steel	8'0" (95.00")	\$ 752.00
					Satin Stainless Steel	10'0" (118.75")	\$ 1017.00
  Standard	HG-322	Edge Mount Hinge/Guard Pin and Barrel Hinge	Satin Stainless Steel	6'8" (78.75")	\$ 757.00		
			Satin Stainless Steel	7'0" (83.125")	\$ 757.00		
			Standard Screw Pack (one per hinge up to 112") M91-0026-630, M91-0002-630		Satin Stainless Steel	7'2" (85.00")	\$ 876.00
			Security Screw Pack (Optional) M91-0031-630, M91-0032-630		Satin Stainless Steel	8'0" (95.00")	\$ 876.00
					Satin Stainless Steel	10'0" (118.75")	\$ 1,127.00
	HG-323	Edge Mount Hinge/Guard Pin and Barrel Hinge	Satin Stainless Steel	6'8" (78.75")	\$ 757.00		
			Satin Stainless Steel	7'0" (83.125")	\$ 757.00		
			Standard Screw Pack (one per hinge up to 112") M91-0064-02-630		Satin Stainless Steel	7'2" (85.00")	\$ 876.00
			Security Screw Pack (Optional) M91-0031-630, M91-0046-630		Satin Stainless Steel	8'0" (95.00")	\$ 876.00
					Satin Stainless Steel	10'0" (118.75")	\$ 1,127.00
  Standard	HG-326	Swing Clear Hinge/Guard Pin and Barrel Hinge	Satin Stainless Steel	6'8" (78.75")	\$ 720.00		
			Satin Stainless Steel	7'0" (83.125")	\$ 720.00		
			Standard Screw Pack (one per hinge up to 112") M91-0026-630, M91-0002-630		Satin Stainless Steel	7'2" (85.00")	\$ 830.00
			Security Screw Pack (Optional) M91-0031-630, M91-0032-630		Satin Stainless Steel	8'0" (95.00")	\$ 830.00
					Satin Stainless Steel	10'0" (118.75")	\$ 1,074.00

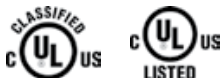
300 SERIES STAINLESS STEEL PIN AND BARREL HINGES

Product Number	Description	Standard Finish	Length	Suggested List Price
 FM-327	Edge Mount Safety Hinge Pin and Barrel Hinge	Satin Stainless Steel	6'8" (78.75")	\$ 635.00
		Satin Stainless Steel	7'0" (83.125")	\$ 635.00
	NON-FIRE RATED	Satin Stainless Steel	7'2" (85.00")	\$ 722.00
	Standard Screw Pack (two per hinge up to 112") M91-0026-630	Satin Stainless Steel	8'0" (95.00")	\$ 722.00
		Satin Stainless Steel	10'0" (118.75")	\$ 918.00
		Security Screw Pack (Optional) M91-0031-630		

- All applicable hinges come with UL fire rated label as standard. Please specify if WHI label is required.
- 6'8" & 7'2" hinges are handed, all others are not unless modified.
- Add \$ 25.00 list per hinge for optional MP-23 sleeve bolts.
- Adjusta-Screw Option for Edge Guards – add \$25.00 per Edge Guard.
- Bevel edge is standard for EG. Square edge is available upon request.
- Degree of bevel for EG is 88°.
- MTSP 100 is recommended for installing HG 310 & HG 311.
- Adjusta-Screw option is available for applicable models as shown.
- See page 85 for Screw Pack Pricing.



MARKKAR

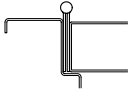
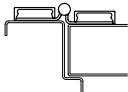
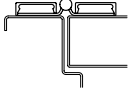
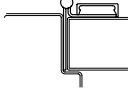
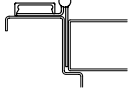


ALSO CLASSIFIED IN ACCORDANCE WITH UBC CODE STANDARD 7-2 FIRE TEST OF DOOR ASSEMBLIES FOR POSITIVE PRESSURE



LISTED MISCELLANEOUS FIREDOOR ACCESSORY EN60 MARKKAR ARCHITECTURAL PRODUCTS, INC.

200 SERIES CARBON STEEL PIN AND BARREL HINGES

	Product Number	Description	Standard Finish	Length	Suggested List Price
	FM-200	Edge Mount Pin and Barrel Hinges	Powder Coat Primer	6'8" (78.75")	\$ 269.00
			Powder Coat Primer	7'0" (83.125")	\$ 269.00
	Standard Screw Pack (two per Hinge up to 112") M91-0001-626		Powder Coat Primer	7'2" (85.00")	\$ 328.00
	Security Screw Pack (Optional) M91-0031-630		Powder Coat Primer	8'0" (95.00")	\$ 328.00
			Powder Coat Primer	10'0" (118.75")	\$ 414.00
	FS-201	Full Surface 1/8" Inset Pin and Barrel Hinges	Powder Coat Primer	6'8" (78.75")	\$ 344.00
			Powder Coat Primer	7'0" (83.125")	\$ 344.00
	Standard Screw Pack (two per Hinge up to 112") M91-0003-630		Powder Coat Primer	7'2" (85.00")	\$ 421.00
	Security Screw Pack (Optional) M91-0063-630		Powder Coat Primer	8'0" (95.00")	\$ 421.00
			Powder Coat Primer	10'0" (118.75")	\$ 533.00
	FS-202	Full Surface Flush Mount Pin and Barrel Hinges	Powder Coat Primer	6'8" (78.75")	\$ 344.00
			Powder Coat Primer	7'0" (83.125")	\$ 344.00
	Standard Screw Pack (two per Hinge up to 112") M91-0003-630		Powder Coat Primer	7'2" (85.00")	\$ 421.00
	Security Screw Pack (Optional) M91-0063-630		Powder Coat Primer	8'0" (95.00")	\$ 421.00
			Powder Coat Primer	10'0" (118.75")	\$ 533.00
	HS-203	Half Surface Pin and Barrel Hinges	Powder Coat Primer	6'8" (78.75")	\$ 310.00
			Powder Coat Primer	7'0" (83.125")	\$ 310.00
	Standard Screw Pack (one per Hinge up to 112") M91-0001-626, M91-0003-630		Powder Coat Primer	7'2" (85.00")	\$ 379.00
	Security Screw Pack (Optional) M91-0031-630, M91-0063-630		Powder Coat Primer	8'0" (95.00")	\$ 379.00
			Powder Coat Primer	10'0" (118.75")	\$ 490.00
	HM-204	Half Mortise Pin and Barrel Hinges	Powder Coat Primer	6'8" (78.75")	\$ 310.00
			Powder Coat Primer	7'0" (83.125")	\$ 310.00
	Standard Screw Pack (one per Hinge up to 112") M91-0001-626, M91-0003-630		Powder Coat Primer	7'2" (85.00")	\$ 379.00
	Security Screw Pack (Optional) M91-0031-630, M91-0063-630		Powder Coat Primer	8'0" (95.00")	\$ 379.00
			Powder Coat Primer	10'0" (118.75")	\$ 490.00

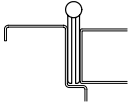
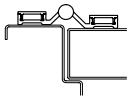
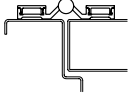
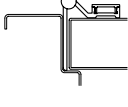
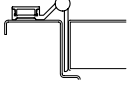
- All hinges come with UL fire rated label as standard.
- Please specify if WHI label is required.
- 6'8" & 7'2" hinges are handed, all others are not unless modified.
- Add \$25.00 list per hinge for optional MP-23 sleeve bolts.
- Finish is powder coated gray primer.
- See page 85 for Screw Pack Pricing.



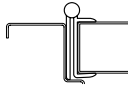



ALSO CLASSIFIED IN ACCORDANCE
WITH UBC CODE STANDARD 7-2
FIRE TEST OF DOOR ASSEMBLIES
FOR POSITIVE PRESSURE


Warrock Hensley Inc. fire rated label
Optional on all applicable 200 series
Hinges & Edge Guards

100 SERIES ALUMINUM PIN AND BARREL CONTINUOUS HINGES

	Product Number	Description	Length	Standard Finish	Suggested List Price	Standard Finish	Suggested List Price
	FM-100	Edge Mount Pin and Barrel Continuous Hinges	6'8" (78.75")	Aluminum	\$ 327.00	Bronze	\$ 354.00
			7'0" (83.125")	Aluminum	\$ 327.00	Bronze	\$ 354.00
	Standard Screw Pack (two per Hinge up to 112")		7'2" (85.00")	Aluminum	\$ 379.00	Bronze	\$ 454.00
	Aluminum: M91-0001-626		8'0" (95.00")	Aluminum	\$ 379.00	Bronze	\$ 454.00
	Bronze: M91-0001-313		10'0" (118.75")	Aluminum	\$ 557.00	Bronze	\$ 669.00
Security Screw Pack (Optional)		M91-0031-630					
	FS-101	Full Surface 1/8" Inset Pin and Barrel Continuous Hinges	6'8" (78.75")	Aluminum	\$ 388.00	Bronze	\$ 503.00
			7'0" (83.125")	Aluminum	\$ 388.00	Bronze	\$ 503.00
	Standard Screw Pack (two per Hinge up to 112")		7'2" (85.00")	Aluminum	\$ 460.00	Bronze	\$ 580.00
	Aluminum: M91-0003-626		8'0" (95.00")	Aluminum	\$ 460.00	Bronze	\$ 580.00
	Security Screw Pack (Optional)		M91-0047-603				
	FS-102	Full Surface Pin and Barrel Continuous Hinges	6'8" (78.75")	Aluminum	\$ 388.00	Bronze	\$ 503.00
			7'0" (83.125")	Aluminum	\$ 388.00	Bronze	\$ 503.00
	Standard Screw Pack (two per Hinge up to 112")		7'2" (85.00")	Aluminum	\$ 460.00	Bronze	\$ 580.00
	Aluminum: M91-0003-626		8'0" (95.00")	Aluminum	\$ 460.00	Bronze	\$ 580.00
	Security Screw Pack (Optional)		M91-0047-603				
	HS-103	Half Surface Pin and Barrel Continuous Hinges	6'8" (78.75")	Aluminum	\$ 379.00	Bronze	\$ 463.00
			7'0" (83.125")	Aluminum	\$ 379.00	Bronze	\$ 463.00
	Standard Screw Pack (one per Hinge up to 112")		7'2" (85.00")	Aluminum	\$ 445.00	Bronze	\$ 555.00
	Aluminum: M91-0003-626, MP91-0001-626		8'0" (95.00")	Aluminum	\$ 445.00	Bronze	\$ 555.00
	Bronze: M91-0001-313, M91-0003-626		Security Screw Pack (Optional)				
		M91-0047-603, M91-0031-630					
	HM-104	Half Mortise Pin and Barrel Continuous Hinges	6'8" (78.75")	Aluminum	\$ 379.00	Bronze	\$ 463.00
			7'0" (83.125")	Aluminum	\$ 379.00	Bronze	\$ 463.00
	Standard Screw Pack (one per Hinge up to 112")		7'2" (85.00")	Aluminum	\$ 445.00	Bronze	\$ 555.00
	Aluminum: M91-0003-626, MP91-0001-626		8'0" (95.00")	Aluminum	\$ 445.00	Bronze	\$ 555.00
	Bronze: M91-0001-313, M91-0003-626		Security Screw Pack (Optional)				
		M91-0047-603, M91-0031-630					

100 SERIES ALUMINUM PIN AND BARREL CONTINUOUS HINGES

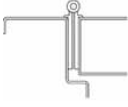
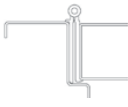
	Product Number	Description	Length	Standard Finish	Suggested List Price	Standard Finish	Suggested List Price
  Standard	HG-105	Hinge/Guard Pin and Barrel Continuous Hinges	6'8" (78.75")	Aluminum	\$ 429.00	Bronze	\$ 480.00
			7'0" (83.125")	Aluminum	\$ 429.00	Bronze	\$ 480.00
	Standard Screw Pack (one per Hinge up to 112")		7'2" (85.00")	Aluminum	\$ 494.00	Bronze	\$ 545.00
	Aluminum: M91-0001-626, MP91-0002-626		8'0" (95.00")	Aluminum	\$ 494.00	Bronze	\$ 545.00
	Bronze: M91-0001-313, M91-0002-313						
Security Screw Pack (Optional)		Aluminum/Bronze: M91-0048-630					
  Optional	EG-108	Edge Guard Pin and Barrel Continuous Hinges*	6'8" (78.75")	Aluminum	\$ 177.00	Bronze	\$ 189.00
			7'0" (83.125")	Aluminum	\$ 177.00	Bronze	\$ 189.00
	Standard Screw Pack (one per EG up to 112")		7'2" (85.00")	Aluminum	\$ 199.00	Bronze	\$ 220.00
	Aluminum: M91-0013-628		8'0" (95.00")	Aluminum	\$ 199.00	Bronze	\$ 220.00
	Bronze: M91-0013-313						
Adjustable Screw Pack (Optional)		Aluminum: M91-0014-628					
Bronze: M91-0014-313		Security Screw Pack (Optional)					
Aluminum/Bronze: M91-0070-630		Standard for beveled edge doors					

- 6'8" & 7'2" hinges are handed, all others are not unless modified.
- Add \$46.00 list per hinge for optional MP-20 Molly Jack Nuts.
- Add \$31.00 list per hinge for optional MP-22 sleeve bolts.
- Aluminum 628 clear anodized.
- Bronze 313 dark bronze anodized.
- Adjusta-Screw option available for applicable models as shown.
- See page 85 for Screw Pack Pricing.



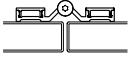

*Use attached order form on page 96

1100 SERIES ALUMINUM PIN AND BARREL CONTINUOUS HINGES

Product Number	Description	Length	Standard Finish	Suggested List Price	
				Standard Finish	Suggested List Price
	FM-1100 Edge Mount Self Aligning Pin and Barrel Continuous Hinges	6'8" (78.75")	Aluminum	\$ 274.00	Bronze \$ 303.00
		7'0" (83.125")	Aluminum	\$ 274.00	Bronze \$ 303.00
		7'2" (85.00")	Aluminum	\$ 323.00	Bronze \$ 363.00
		8'0" (95.00")	Aluminum	\$ 323.00	Bronze \$ 363.00
	FM-1111 Edge Mount Self Aligning Pin and Barrel Continuous Hinges	6'8" (78.75")	Aluminum	\$ 281.00	Bronze \$ 311.00
		7'0" (83.125")	Aluminum	\$ 281.00	Bronze \$ 311.00
		7'2" (85.00")	Aluminum	\$ 330.00	Bronze \$ 370.00
		8'0" (95.00")	Aluminum	\$ 330.00	Bronze \$ 370.00

- All hinges support doors weighing up to 300 pounds.
- 6'8" & 7'2" hinges are handed, all others are not.
- Add \$46.00 list per hinge for optional MP-20 Molly Jack Nuts.
- Add \$31.00 list per hinge for optional MP-22 sleeve bolts.
- Aluminum 628 clear anodized.
- Bronze 313 dark bronze anodized.

TOILET PARTITION HINGES

Product Number	Description	Standard Finish	Length	Suggested List Price
	FS-402-TP Flush Spring Loaded Pin and Barrel Toilet Partition Hinges	Bright Dip Aluminum	54"	\$ 396.00
	*Safety lift feature available.			
	FSTP10021-01 Gravity Type, 14 Gauge Stainless, Full Surface	20° Set to Open	54"	\$138.00
	FSTP10022-01 Gravity Type, 14 Gauge Stainless, Full Surface	Set to Close	54"	\$138.00

- Door weight shall not exceed 80 pounds.
- Add \$35.00 for Safety Lift Feature on applicable models.
- Add \$45.00 for one-way shoulder bolt security option for FS 402 TP.
- Special length hinges (24" long minimum; less than 54") + \$83.00/hinge. (Check factory, for over 54" length). Not available on FSTP Series.



ALSO CLASSIFIED IN ACCORDANCE WITH UBC CODE STANDARD 7-2 FOR POSITIVE PRESSURE.

TOILET PARTITION HINGES



Product Number	Description	Standard Finish	Length	Suggested List Price
FS-902-TP	Flush Spring-Loaded Pin and Barrel Toilet Partition Hinges	Satin Stainless Steel	54"	\$ 476.00

- For full function of Markar's spring-loaded hinge, door weight shall not exceed 80 pounds.
- Add \$45.00 for torx drive/torx shoulder security option.
- Special length hinges (24" long minimum, less than 54") + \$83.00/hinge. (Check with factory for over 54" length)

CONTINUOUS HINGE SHIMS

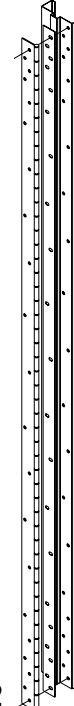
Product Number	Description	Properties	Length	Suggested List Price
CHS-1	Continuous Hinge Shim Slip-In Installation.	16 gauge (1/16" thickness)	6'8" (78.75")	\$ 33.70
		16 gauge (1/16" thickness)	7'0" (83.125")	\$ 34.70
		16 gauge (1/16" thickness)	8'0" (95.00")	\$ 36.70
CHS-2	Continuous Hinge Shim Hinge must be removed.	16 gauge (1/16" thickness)	6'8" (78.75")	\$ 42.80
		16 gauge (1/16" thickness)	7'0" (83.125")	\$ 45.90
		16 gauge (1/16" thickness)	8'0" (95.00")	\$ 48.00

- Not available in 10'0" length.
- Cut down charge for special lengths \$23.00.
- 16 gauge Galvanneal

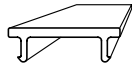
LET MARKAR'S CONTINUOUS HINGE SHIM SOLVE YOUR PROBLEM OF NON-SQUARE FRAMES AND IMPROPER DOOR CLEARANCES.



CHS-1

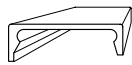


CHS-2



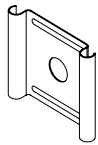
Product Number	Description	Length	Standard Finish	Suggested List Price	Standard Finish	Suggested List Price
MP-810	Snap-on cover 100 Series	6'8" (78.75")	Aluminum	\$ 28.00	Bronze	\$ 43.00
		7'0" (83.125")	Aluminum	\$ 28.00	Bronze	\$ 43.00
		7'2" (85.00")	Aluminum	\$ 30.00	Bronze	\$ 44.00
		8'0" (95.00")	Aluminum	\$ 32.00	Bronze	\$ 47.00
		10'0" (118.00")	Aluminum	\$ 38.00	Bronze	\$ 58.00
		54"			Bright Dip	\$ 18.00
		57"			Bright Dip	\$ 18.00

Specify door height and finish.



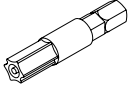
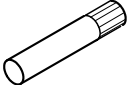
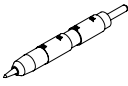


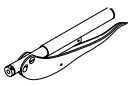

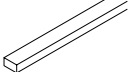
MP-506	Snap-on cover 200 and 300 Series	6'8" (78.75")	Mill	\$ 33.00	Brushed	\$ 51.00
		7'0" (83.125")	Mill	\$ 33.00	Brushed	\$ 51.00
		7'2" (85.00")	Mill	\$ 34.00	Brushed	\$ 54.00
		8'0" (95.00")	Mill	\$ 36.00	Brushed	\$ 57.00
		10'0" (118.00")	Mill	\$ 46.00	Brushed	\$ 71.00

Specify door height.








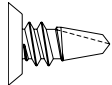












Product Number	Description	Suggested List Price
MP-606	Cover clip For attaching MP-506 cover caps to surface mounted 200 and 300 series hinge leaves (Quantity 20).	\$ 18.00







TOOLS AND ACCESSORIES

	Product Number	Description	Suggested List Price
	MT-T-20	Used on MP-39, 52, 54, and 55.	\$ 10.00
	MT-T-27	Used on MP-49 and to adjust 400 and 900 series spring-loaded hinges.	\$ 10.00
	MT-T-15	Used on MP-61.	\$ 10.00
	MP-36	Knurl pin replacement for spring-loaded toilet partition hinges.	\$ 8.00
	MT-806	Center punch for centering screw holes when installing hinges and countersunk hardware.	\$ 18.00
	MTSP100	Right angle skewdriver used for installing HG-310 and HG-311 hinge/guards.	\$ 93.00
	MT-R-2	Installer rod for installing Molly Jack nuts with MT-1956 installer (6S-JN 10-24 nuts).	\$ 63.00
	MT-R-3	Installer rod for installing Molly Jack nuts with MT-1956 installer (8S-JN 1/4-20 nuts).	\$ 63.00
	MT-1956	Molly Jack Nut installer includes 1/4-20 installer rod.	\$ 524.00
	MP-AB	Angle Board heavy-duty cardboard angles for shipping hinge cartons. 90" (Single).	\$ 11.00
		Angle Board heavy-duty cardboard angles for shipping hinge cartons. 90" (20-Piece).	\$ 137.00
	MP-UBOX	Hinge Carton. Please specify (a) Length (b) 1" x 3" (c) 1-1/2" x 3".	\$ 13.00

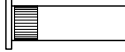

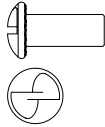
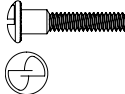
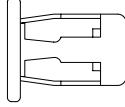
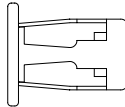
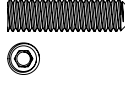

Product Number	Screw Types Included*	Quantity Each	Suggested List Price
M91-0001-626	MP-012, MP-028	23	\$ 36.00
M91-0001-313	MP-011, MP-029	23	\$ 36.00
M91-0002-626	MP-012, MP-025, MP-028, MP-072	23	\$ 72.00
M91-0002-313	MP-011, MP-025, MP-029, MP-073	23	\$ 36.00
M91-0002-630	MP-025, MP-07, MP-032	23	\$ 36.00
M91-0003-626	MP-062 MP-08, MP-09	18 2	\$ 36.00
M91-0003-630	MP-08, MP-09 MP-606 MP-062	2 6 16	\$ 36.00
M91-0005-630	MP-07, MP-025	12	\$ 36.00
M91-0011-630	MP-035	46	\$ 36.00
M91-0013-628	MP-028	12	\$ 24.00
M91-0013-313	MP-029	12	\$ 12.00
M91-0014-628	MP-025, MP-072	12	\$ 36.00
M91-0014-313	MP-025, MP-073	12	\$ 36.00
M91-0020-630	MP-010, MP-032	12	\$ 12.00
M91-0026-630	MP-010, MP-032	23	\$ 36.00
M91-0031-630	MP-052, MP-054	23	\$ 36.00
M91-0032-630	MP-025, MP-054, MP-055	23	\$ 36.00
M91-0045	MP-058, MP-067, MP-039	23	\$ 90.00
M91-0046-630	MP-034, MP-52	10	\$ 36.00
M91-0047-630	MP-062 MP-061	32 2	\$ 36.00
M91-0048-630	MP-025, MP-052, MP-055 MP-054	23 46	\$ 72.00
M91-0051-630	MP-039	46	\$ 36.00
M91-0063-630	MP-061 MP-062 MP-606	2 16 6	\$ 12.00
M91-0064-02-630	MP-010, MP-032 MP-034, MP-026	23 10	\$ 36.00
M91-0070-630	MP-054	13	\$ 36.00
M91-0072-630	MP-058, MP-050, MP-066	23	\$ 36.00


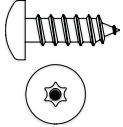
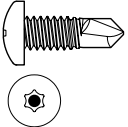

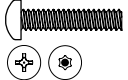

**See pages 86-89 for Screw Type Descriptions*

	Product Number	Description	Properties	Suggested List Price
 		#10 x 7/8" Phillips Flat Head Undercut Self-Drilling Screw		
	MP-10	Replaces MP-3 and MP-33 (Quantity 100).	410 Stainless Steel	\$ 40.00
	MP-11	Replaces MP-31 and MP-27 (Quantity 100).	Black Zinc	\$ 38.00
	MP-12	Replaces MP-30 and MP-26 (Quantity 100).	Zinc Plated	\$ 36.00
<hr/>				
		#8 x 3/4" Flat Head Self-Drilling Screw		
  	MP-8	For attaching 100, 200, and 300 series covers (Quantity 100).	Zinc Phillips	\$ 47.00
	MP-9	For attaching 100, 200, and 300 series covers (Quantity 100).	Bronze	\$ 28.00
	MP-61	For attaching 100, 200, and 300 series covers (Quantity 100).	Zinc Torx	\$ 60.00
<hr/>				
		#12 x 1/2" Phillips Flat Head Undercut Self-Drilling Screw		
	MP-50	(Quantity 100).	Zinc	\$ 37.00
<hr/>				
		1/4-20 x 3/4" Flat Head Machine Screw		
  	MP-16	For reinforcing pivots on metal (Quantity 100).	Zinc Phillips	\$ 38.00
	MP-63	For reinforcing pivots on metal (Quantity 100).	Zinc Torx	\$ 39.00
<hr/>				
		#10 x 1-1/4" Flat Head Undercut Sheet Metal Screw		
  	MP-28	For edge mounting to wood (Quantity 100).	Zinc Phillips	\$ 36.00
	MP-29	For edge mounting to wood (Quantity 100).	Bronze Phillips	\$ 33.00
	MP-32	For edge mounting to wood (Quantity 100).	Stainless Steel Phillips	\$ 40.00
	MP-54	For edge mounting to wood (Quantity 100).	Stainless Steel Torx	\$ 71.00
<hr/>				
		12-24 x 3/4" Flat Head Undercut Machine Screw		
  	MP-66	Used with MP-58/3500 series for edge mounting to metal (Q. 100).	Stainless Steel Phillips	\$ 47.00
	MP-67	Used with MP-58/3500 series for edge mounting to metal (Q. 100).	Stainless Steel Torx	\$ 54.00
<hr/>				
		10-32 x 3/4" Flat Head Machine Screw		
  	MP-7	Used with MP-25 Adjusta-Screw (Quantity 100).	Stainless Steel Phillips	\$ 40.00
	MP-55	Used with MP-25 Adjusta-Screw (Quantity 100).	Stainless Steel Torx	\$ 66.00

	Product Number	Description	Properties	Suggested List Price
	MP-52	10-24 x 1/2" Flat Head Undercut Machine Screw For edge mounting to metal (Quantity 100).	Stainless Steel Torx	\$ 62.00
		12-24 x 1/2" Flat Head Machine Screw		
	MP-35	For FM-3500 security hinge (Quantity 100).	Stainless Steel Phillips	\$ 48.00
	MP-39	For FM-3500 security hinge (Quantity 100).	Stainless Steel Torx	\$ 68.00
	MP-60	12-16 x 1-1/4" Flat Head Masonry Screw (Quantity 100).	Zinc	\$ 148.00
	MP-22	1/4-20 x 1-3/4" Sleeve Bolt For surface mounting to wood (Quantity 100).	Aluminum	\$ 191.00
	MP-23	For surface mounting to wood (Quantity 100).	Steel	\$ 235.00
	MP-56	For surface mounting to wood (Quantity 100).	Bronze	\$ 203.00

BULK FASTENER PRICING

	Product Number	Description	Properties	Suggested List Price
	MP-24	1/4-20 x 1-3/8" Sleeve Bolt For surface mounting to wood (Quantity 100).	Aluminum	\$ 189.00
	MP-21	10-24 x 1-3/4" Sleeve Bolt For surface mounting to wood (Quantity 100).	Aluminum	\$ 182.00
	MP-34	For surface mounting to wood (Quantity 100).	Steel	\$ 234.00
	MP-38	10-24 x 5/8" One Way Truss Head Sleeve Bolt For surface mount toilet partition hinges. Consult factory for pricing and availability.	Chrome	Consult Factory
	MP-37	10-24 x 1-1/8" One Way Truss Head Shoulder Bolt For surface mount toilet partition hinges. Consult factory for pricing and availability.	Chrome	Consult Factory
	MP-19	6 SJN 10-24 Molly Jack Nut 3/8" hole (Quantity 100).	Zinc	\$ 136.00
	MP-20	8 SJN 1/4-20 Molly Jack Nut 7/16" hole (Quantity 100).	Zinc	\$ 124.00
	MP-25	1-3/8" Adjusta-Screw With 10-32 Internal Thread and Hex Head Adjustment Right Hand used with MP-7 screw (Quantity 100). Note: 5/16" pilot hole required for 3/8" - 16 tap. 12 ga. reinforcement required.		\$ 129.00
	MP-58	1-3/8" Adjusta-Screw With 12-24 Internal Thread and Hex Head Adjustment Right Hand used with MP-66 (Quantity 100). 12 ga. reinforcement required.		\$ 129.00

	Product Number	Description	Properties	Suggested List Price
	MP-53	#10 x 3/4" Phillips Flat Head Undercut Self-Drilling Screw For edge mounting to wood (Quantity 100).	Zinc	\$ 36.00
	MP-49	#14 x 3/4" T-27 Torx Button Head Sheet Metal Screw (Quantity 100).	Stainless	\$ 66.00
	MP-62	1/4-20 x 3/4" Pan Head Self-Drilling Screw For surface mounting to metal (Quantity 100).	Zinc Torx	\$ 39.00
	MP-18	#14 x 1-1/4" T-27 Phillips Flat Head Sheet Metal Screw For mounting reinforcing pivots to wood (Quantity 100).	Zinc	\$ 22.00
	MP-14	1/4-20 x 1" Pan Head Machine Screw For surface mounting to metal (Quantity 100).	Zinc Phillips	\$ 37.00
	MP-65	For surface mounting to metal (Quantity 100).	Torx	\$ 75.00

FLAT ASTRAGALS

Product Number	Description	Standard Finish	Length	Suggested List Price
FA-68	Flat Astragal (each)	Powder Coat Gray Primer	For 6'8" door	\$ 42.00
FA-70	Flat Astragal (each)	Powder Coat Gray Primer	For 7'0" door	\$ 42.00
FA-80	Flat Astragal (each)	Powder Coat Gray Primer	For 8'0" door	\$ 45.00

- Holes are countersunk and equally spaced.
- 1/8" x 1-3/4" HRPO.
- Includes one package of #6 x 1" F.H.S.M. screws.
- Meets ASTM F-1450A Abuse Test.



FA-68



FA-70



FA-80

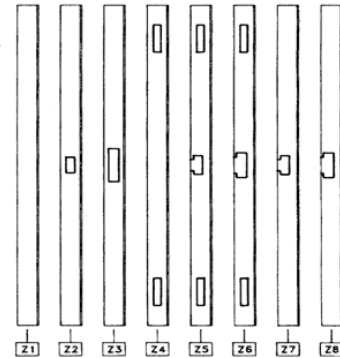


Product Number	Description (Hardware Cutouts)	Standard Finish	Length	Suggested List Price	Up To Length	Suggested List Price
Z1	Blank	Powder Coat Gray Primer	6'8" - 7'0"	\$ 61.00	8'0"	\$ 63.00
Z2	161 Latch 1-1/8" x 2-1/4"	Powder Coat Gray Primer	6'8" - 7'0"	\$ 67.00	8'0"	\$ 72.00
Z3	86 Mortise Lock 1-1/4" x 8"	Powder Coat Gray Primer	6'8" - 7'0"	\$ 67.00	8'0"	\$ 72.00
Z4	Flush Bolts (2) 1" x 6-3/4"	Powder Coat Gray Primer	6'8" - 7'0"	\$ 73.00	8'0"	\$ 77.00
Z5	Flush Bolts (2) 161 small strike 1" x 6-3/4" and 1-1/8" x 2-3/4"	Powder Coat Gray Primer	6'8" - 7'0"	\$ 77.00	8'0"	\$ 80.00
Z6	Flush Bolts (2) ASA strike 1" x 6-3/4" and 1-1/4" x 4-7/8"	Powder Coat Gray Primer	6'8" - 7'0"	\$ 77.00	8'0"	\$ 80.00
Z7	161 small strike 1-1/8" x 2-3/4"	Powder Coat Gray Primer	6'8" - 7'0"	\$ 67.00	8'0"	\$ 72.00
Z8	ASA strike 1-1/4" x 4-7/8"	Powder Coat Gray Primer	6'8" - 7'0"	\$ 67.00	8'0"	\$ 72.00

- Z Astragals are manufactured from 14 gauge (.075") Galvanneal.
- Holes are punched and countersunk to receive #10 x 1/4" Phillips F.H.M.S.

WHEN ORDERING, PLEASE INDICATE THE FOLLOWING:

- Astragal number.
- Hand.
- Active/Inactive.
- Nominal door height.
- Give door mfr. name. We will locate hardware cutouts to match or give location from top of door to top of each cutout.
- Specify square or bevel edge.
- If you prefer another finish to the standard finish, please specify.



DOOR EDGE GUARDS AND ASTRAGALS FOR WOOD AND PLASTIC-FACE COMPOSITE DOORS

GENERAL SPECIFICATIONS


Material:

Edge guards are fabricated from 18 gauge (.049") galvn.
Attached astragals are fabricated from 16 gauge (.065") galvn.

Flat astragals (Set # .96TB) are fabricated from 1/8" HRPO edge bar stock.

Finish

Standard finish for edge guards and astragals are beige powder coat primer unless otherwise specified.



Mounting:

All edge guards are mounted with #10 x 1-1/4" sheet metal screws. Holes are located approximately 3" from each end, 3" from each cutout, and remaining holes not to exceed 12" on center.

Sizes:

Standard edge guards and astragals are for 1-3/4" bevel (1/8" on 2") or 1-3/4" square edge 90 doors. Standard lengths are for 6'8", 7'0" and 8'0" nominal size doors. Other lengths are available.

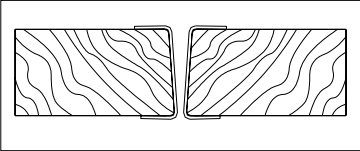
Hardware Locations:

Determine hand of active and inactive door. Locate hardware cutouts from top edge guard to top of each cutout or from top of edge guard to center line of each cutout. Specify one or both dimensions when ordering.

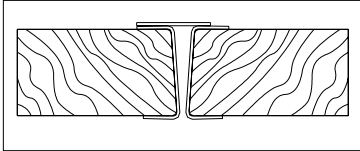


Edge guard and Astragal sets are UL listed for use on wood or plastic covered wood composite type fire doors rated up to 1-1/2 hours. Also hollow metal, steel covered, composite type fire doors rated up to and including 3 hours.

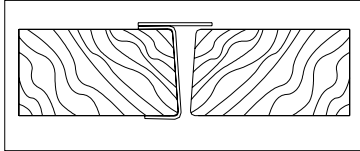
BEVEL EDGE



SET No. 87EE EDGE GUARD INACTIVE
EDGE GUARD ACTIVE

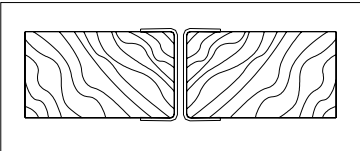


SET No. 87AE ASTRAGAL INACTIVE
EDGE GUARD ACTIVE

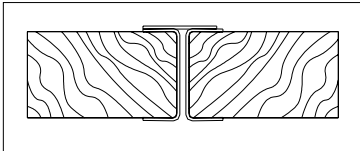


SET No. 87AO ASTRAGAL INACTIVE
ONLY

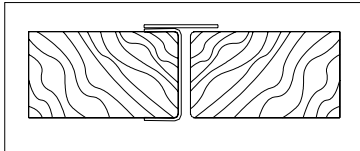
SQUARE EDGE



SET No. 90EE EDGE GUARD INACTIVE
EDGE GUARD ACTIVE

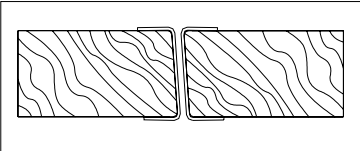


SET No. 90AE ASTRAGAL INACTIVE
EDGE GUARD ACTIVE

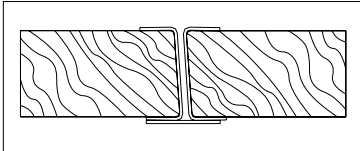


SET No. 90AO ASTRAGAL INACTIVE
ONLY

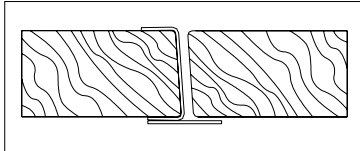
BEVEL EDGE - DOUBLE EGRESS



SET No. 93EE EDGE GUARD BOTH
DOORS

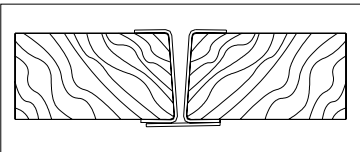


SET No. 93AE EDGE GUARD ONE DOOR
ASTRAGAL ONE DOOR

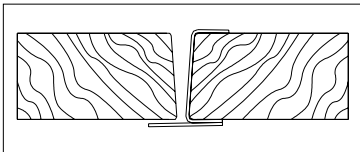


SET No. 93AO ASTRAGAL ONE DOOR
ONLY

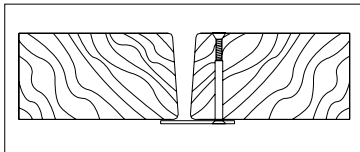
BEVEL EDGE



SET No. 95EA EDGE GUARD INACTIVE
ASTRAGAL ACTIVE



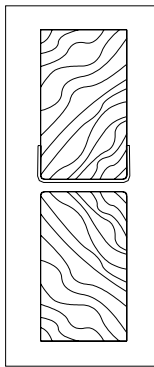
SET No. 95AO ASTRAGAL ACTIVE ONLY



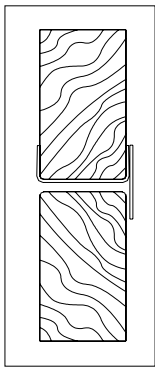
SET No. 96TB FLAT ASTRAGAL
1/8" X 1-3/4" X C.R. STEEL
WITH #8 F.H. THROUGH BOLTS

TRANSOM AND TOP OF DOOR EDGE GUARDS AND ASTRAGALS

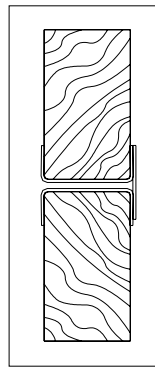
Please consult factory for pricing for 90ET, 90AT, 90AET



SET No. 93ET TRANSOM
EDGE GUARD



SET No. 93ET TRANSOM
ASTRAGAL



SET No. 93ET TRANSOM/DOOR
ASTRAGAL/EDGE

EDGE GUARDS AND ASTRAGALS FOR WOOD, HOLLOW METAL AND PLASTIC-FACE FIRE DOORS

Set Number	Degree	Inactive	Active	6'8" – 7'0"	8'0"	Up To 10'0"
87EE	87	Edge Guard	Edge Guard	\$ 132.00	\$ 143.00	\$ 164.00
87AE	87	Astragal	Edge Guard	\$ 146.00	\$ 157.00	\$ 181.00
87AO	87	Astragal	None	\$ 77.00	\$ 87.00	\$ 102.00
87EO	87	None	Edge Guard	\$ 69.00	\$ 75.00	\$ 89.00
90EE	90	Edge Guard	Edge Guard	\$ 132.00	\$ 143.00	\$ 164.00
90AE	90	Astragal	Edge Guard	\$ 146.00	\$ 157.00	\$ 181.00
90AO	90	Astragal	None	\$ 77.00	\$ 87.00	\$ 102.00
90EO	90	None	Edge Guard	\$ 69.00	\$ 75.00	\$ 89.00
93EE	87	Edge Guard	Edge Guard	\$ 132.00	\$ 143.00	\$ 164.00
93AE	87	Astragal	Edge Guard	\$ 146.00	\$ 157.00	\$ 181.00
93AO	87	Astragal	None	\$ 77.00	\$ 87.00	\$ 102.00
95EA	87	Edge Guard	Astragal	\$ 146.00	\$ 157.00	\$ 181.00
95AO	87	None	Astragal	\$ 77.00	\$ 87.00	\$ 102.00
96TB	FLAT	Flat Astragal Either Door	Flat Astragal Either Door	\$ 52.00	\$ 55.00	\$ 59.00

Number	Hardware Cutouts	Suggested List Price
16L	1-1/8" x 2-1/4" 161 Latch	\$ 38.00
86M	1-1/4" x 8" Mortise Lock	\$ 38.00
ASA	1-1/4" x 4-7/8" ASA Strike	\$ 38.00
16S	1-1/8" x 2-3/4" 161 Strike	\$ 38.00
MFB	1" x 6-3/4" Manual Flush Bolt	\$ 38.00
AFB	1" x 8-1/2" Automatic Flush Bolt	\$ 38.00

TO HELP YOU ORDER:

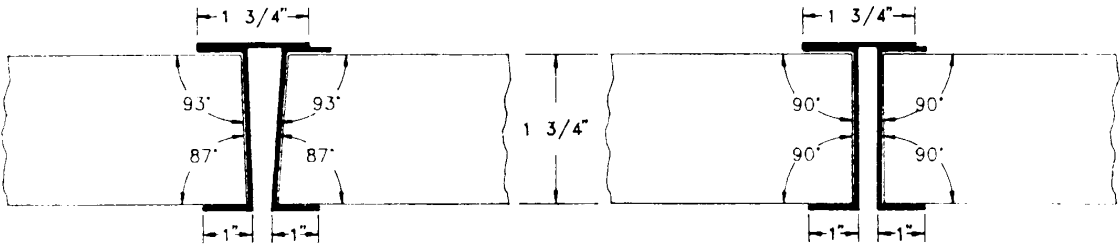
1. Choose edge guard and or astragal set number(s).
2. Choose active hand on pairs.
3. Provide the net height of the doors.
4. Choose hardware cutouts and locations.



EDGE GUARDS AND ASTRAGAL SETS ARE UL LISTED

EDGE GUARDS ARE FOR 1 3/4" DOORS

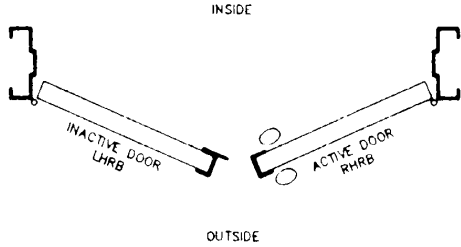
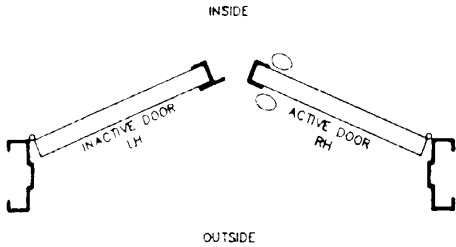
EDGE GUARDS AND ASTRAGALS ARE PUNCHED AND COUNTERSUNK TO RECEIVE #8 X 3/4" F.H. PHILLIPS SCREWS (PAINTED TO MATCH EACH SET)



EDGE GUARD AND ASTRAGALS FOR BEVEL EDGE DOORS
 SET NO'S 87EE - 87AE - 87AO
 93EE - 93AE - 93AO
 95EA - 95AO

EDGE GUARD AND ASTRAGALS FOR SQUARE EDGE DOORS
 SET NO'S. 90EE - 90AE - 90AO









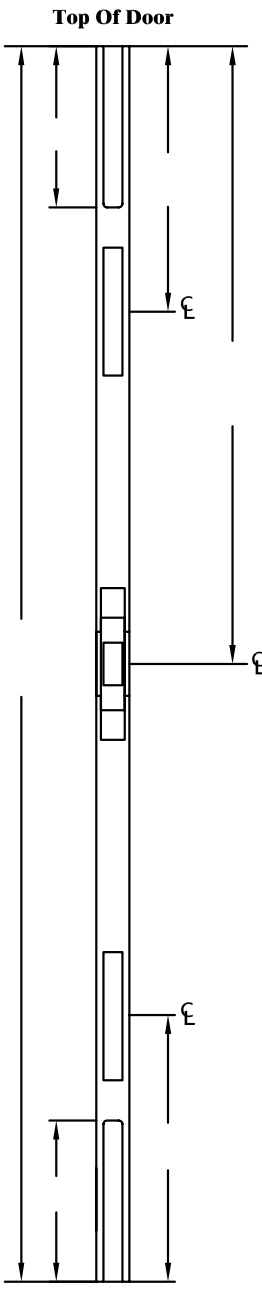
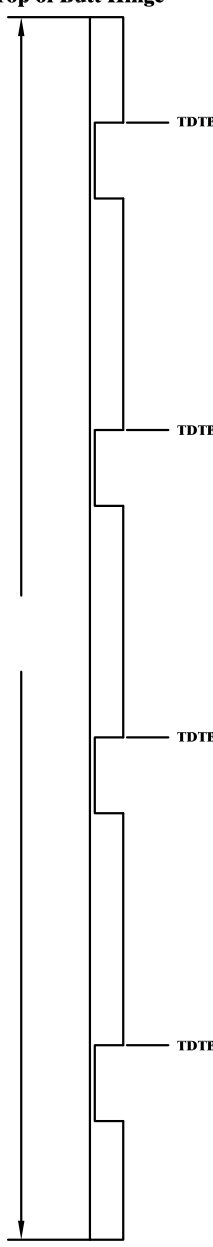
HANDING INFORMATION DETERMINE HAND AND SWING FOR DOUBLE DOORS



MARKKAR

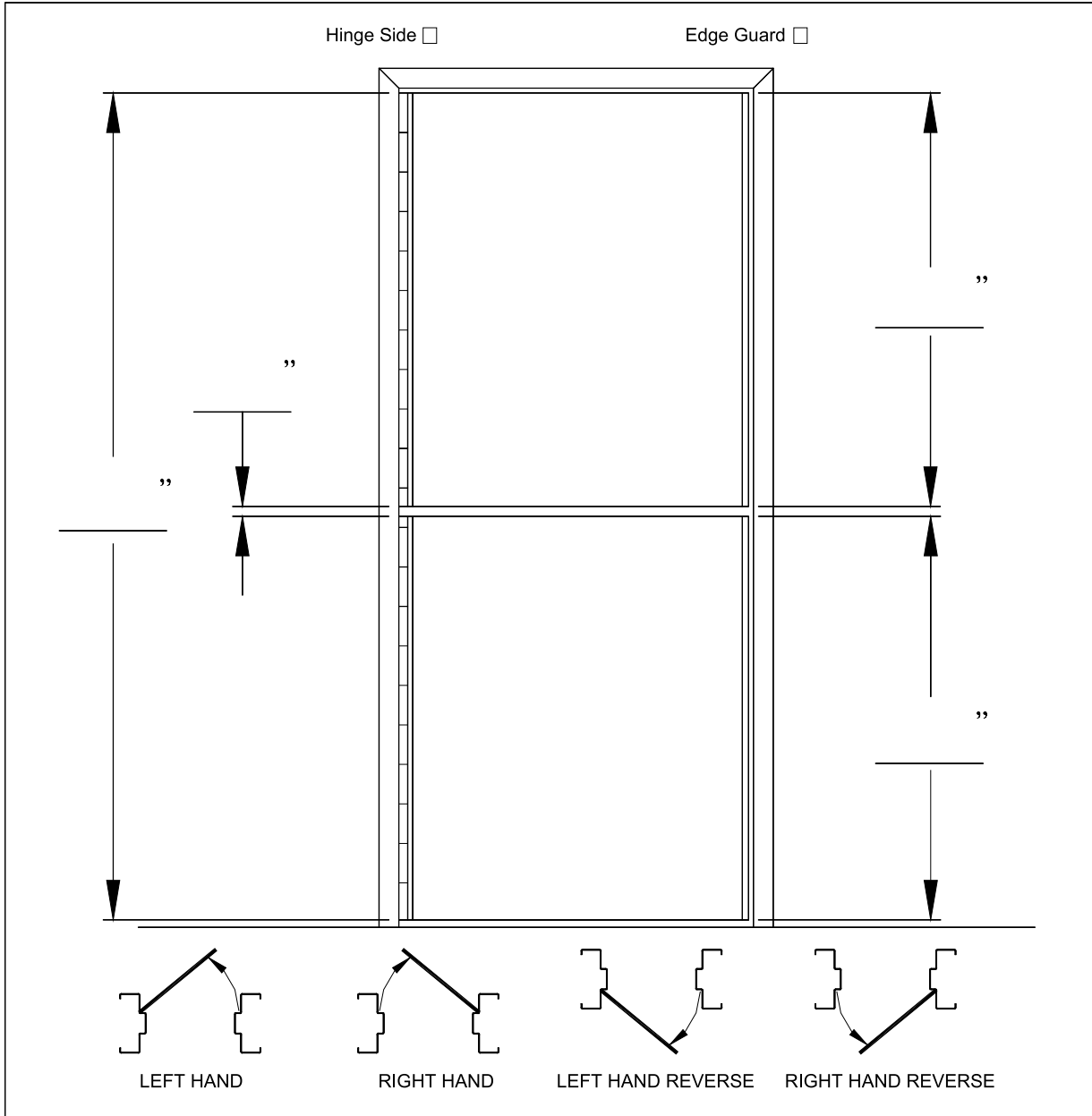
EDGE GUARDS ORDER FORM

MARKAR

<input type="checkbox"/> 161 Latch Bolt  <input type="checkbox"/> 86 Mortise Lock  <input type="checkbox"/> ASA Strike  <input type="checkbox"/> 161 Strike  <input type="checkbox"/> Manual Flush Bolt/ Auto Flush Bolt (Hollow Metal Door)  <input type="checkbox"/> Auto Flush Bolt (Wood Door)  <input type="checkbox"/> Custom (Please specify Dimensions)  <input type="checkbox"/> Fire Bolt (Specify Hole Size) 	<p>Top Of Door</p> 	<input type="checkbox"/> For use on 1 3/4" door <input type="checkbox"/> For use on 1 7/8" door <input type="checkbox"/> For use on ____" door <input type="checkbox"/> EDGE GUARD <input type="checkbox"/> ASTRAGAL <input type="checkbox"/> EG-C <input type="checkbox"/> Z ASTRAGAL QUANTITY: _____ <u>DOOR EDGE</u> <input type="checkbox"/> SQUARE <input type="checkbox"/> BEVEL <u>HANDING</u> <input type="checkbox"/> LH/ RHR ACTIVE <input type="checkbox"/> RH/LHR ACTIVE <input type="checkbox"/> LH/RHR INACTIVE <input type="checkbox"/> RH/LHR INACTIVE <u>Butt Hinge Size</u> <input type="checkbox"/> 4 1/2" x 4 1/2" <input type="checkbox"/> 5" x 5" <input type="checkbox"/> Custom <u>DOOR TAG INFO</u> _____ _____ _____ _____ _____ <u>Special Instructions</u> _____ _____ _____ _____ _____	<p>TDTB =Top of Door to Top of Butt Hinge</p> 
--	--	---	---

Customer:	I, the undersigned, approve the design and dimensions as shown on this print, and authorize the fabrication of these Edge Guards as indicated.
P.O. No.	Signed:
*DRAWING SUBMITTAL AND FACTORY APPROVAL REQUIRED PRIOR TO ORDER ENTRY	

To process order, please circle handing illustrated below.



DUTCH DOOR HINGE ORDER FORM

Customer:		I, the undersigned, approve the design and dimensions as shown on this print, and authorize the fabrication of these parts as indicated.
Model:	Qty:	
P.O. No.		
S.O. No.	Signed:	Date: